MANUAL

壓鑄鋁廢料回收裝置

MINI METAL RECYCLE MACHINE (MINI MRM)

1. MINI MRM DIMENSIONS : 1200 MM. ×1500 MM. ×800 MM.

SINTAI 新台通商
壓鑄機・製品・自動化周邊・技術連鎖服務
Die-casting Machine・Products・ Automatic Peripheral Equipment ・Technical Service
www.sintai-corp.com
TEL：+886-2-86982393 服務處：台北•台中•上海•廣東•山東

ASSEMBLY EQUIPMENTS

1. CONTROL PANEL FOR OPERATION AND LAMP DISPLAY

This panel position set on side of mini MRM body

Control Panel Details

A : Pilot lamp for motor overload
B : Push botton for forward impeller
C : Push botton for stop impeller
D : Push botton for reverse impeller
E : Heater temperature controller
F : Heater selector switch "On - Off"
G : Emergency stop

2. CAST IRON CRUCIBLE AND LOWER COVER



3. IMPELLER

4. HANDLE FOR CONTROL IMPELLER UP AND DOWN



- ❖ Handle Down → Impeller Up
- ❖ Handle Up → Impeller Down
- ❖ *In Case of Drain Aluminium : Move Handle Little Down (Impeller Slightly Up)*
- ❖ *In Case of Drain Dross : Move Handle Maximum Down (Impeller Maximum Up)*

5. HANDLE FOR CLOSE AND LOCK LOWER COVER



Handle "A" : This Handle for closing lower cover after pouring dross out

Handle "B" : This Handle for lock lower cover after closing its by Handle "A"

6. LIQUID ALUMINIUM & DROSS RECEIVED PUSHCART

6.1 Liquid Aluminium Received Pushcart

6.2 Dross Received Pushcart

高さ、電源

既存炉と灰搾り機の組み合わせ

SINTAI新台通商

高さ　MAX 1090mm

高さ　Middle 950mm

高さ　Minimum 840mm

パネル内電源：3phase 4wiring



既存炉と灰搾り機の組み合わせ

灰搾り機シュートの長さ：540mm		既存炉のシューターの長さ　？	

既存炉の矢印の箇所シューターをカットし、灰搾り機のシュートを差し込むようにする