

# MANUAL

## MINI METAL RECYCLE MACHINE (MINI MRM)



1. MINI MRM DIMENSIONS : 1200 MM. X1500 MM. X800 MM.

**SINTAI 新台通商**

Head office: 台北縣 231 新店市建國路 257 號 8F-11  
8F. -11, No.257, Jianguo Rd., Xindian City, Taipei County 231, Taiwan  
TEL: +886-2-2218-7071 FAX: +886-2-2218-7072

<http://www.sintai-corp.com>

# ASSEMBLY EQUIPMENTS

**SINTAI 新台通商**

Head office: 台北縣 231 新店市建國路 257 號 8F-11  
8F-11, No.257, Jianguo Rd., Xindian City, Taipei County 231, Taiwan  
TEL: +886-2-2218-7071 FAX: +886-2-2218-7072  
<http://www.sintai-corp.com>

## 1. CONTROL PANEL FOR OPERATION AND LAMP DISPLAY


This panel position set on side of mini MRM body



### Control Panel Details

- A : Pilot lamp for motor overload
- B : Push button for forward impeller
- C : Push button for stop impeller
- D : Push button for reverse impeller
- E : Heater temperature controller
- F : Heater selector switch "On - Off"
- G : Emergency stop

## 2. CAST IRON CRUCIBLE AND LOWER COVER



**SINTAI 新台通商**


Head office: 台北縣 231 新店市建國路 257 號 8F-11  
8F-11, No.257, Jianguo Rd., Xindian City, Taipei County 231, Taiwan  
TEL: +886-2-2218-7071 FAX: +886-2-2218-7072  
<http://www.sintai-corp.com>



## 3. IMPELLER




#### 4. HANDLE FOR CONTROL IMPELLER UP AND DOWN



- ❖ Handle Down → Impeller Up
- ❖ Handle Up → Impeller Down
- ❖ *In Case of Drain Aluminium* : *Move Handle Little Down (Impeller Slightly Up)*
- ❖ *In Case of Drain Dross* : *Move Handle Maximum Down (Impeller Maximum Up)*

#### 5. HANDLE FOR CLOSE AND LOCK LOWER COVER



Handle "A" : This Handle for closing lower cover after pouring dross out

Handle "B" : This Handle for lock lower cover after closing its by Handle "A"

## 6. LIQUID ALUMINIUM & DROSS RECEIVED PUSH CART

### 6.1 Liquid Aluminium Received Pushcart



### 6.2 Dross Received Pushcart





